



SERVICE BULLETIN #39

RE: MECHANICAL EARTH DRILL


 **CAUTION:** Torque the 5/16-18 x 3/4 socket head cap screw (Part #10306) to 24 ft-lbs. Failure to maintain proper torque may result in damage to the transmission housing.

 **CAUTION:** Do not substitute a bolt for Part #10306 with a length other than 3/4" as damage to the transmission housing may result.

Use the new belleville washer (included) with Part # 10306 5/16" x 3/4" SHCS when installing new handle as shown.



DO NOT re-use the lock washers when fastening the 4 top clamp bolts, instead, use the hardened flat washers included in the fastener kit. Be sure to use the 1-1/4" long bolts on the left side and the 1-1/2" bolts on the right side and torque properly to 24 ft-lbs.



IMPORTANT: All nuts, fasteners, and fittings must be kept properly tightened. Refer to torque chart at the rear of the Operator's Manual for proper assembly torque.

HCO-F#Kit Includes:

2 - KT4-1040	Screw, 5/16 x 1-1/2
2 - 10302	Screw, 5/16 x 1-1/4
1 - 10306	Screw, 5/16 x 3/4
4 - 10307	Washer, 5/16
1 - 9090-W	Wire Splicer

If you have any questions, or need additional information, please call or write us at:

LITTLE BEAVER INC

P.O. Box 840

Livingston, Tx 77351

PH: 800/227-7515 FAX: 936/327-4025